


How to Write a Song Exercise

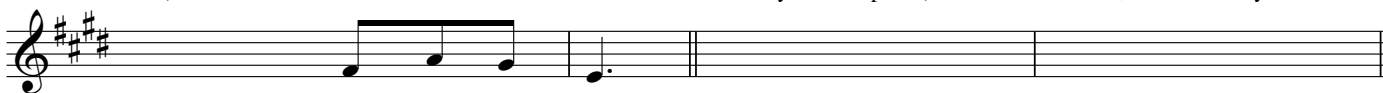
Part a) of the Verse:

Write your own part a). Use different notes, but similar rhythm:




Part b) of the Verse:

Write your own part b). Use different notes, but similar rhythm:



Part c) of the Verse:



Write your own part c). Use different notes, but similar rhythm:



The Chorus:




Write your own part Chorus. Use different notes, but similar rhythm:




All together now! Copy each part here in the order indicated:

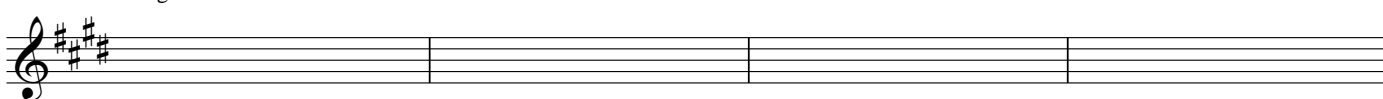
Introduction: Verse: part a), b) and c)



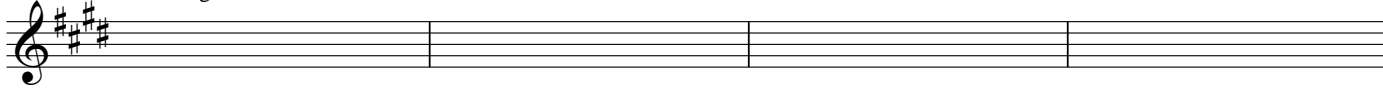
Verse again




Song starts: Verse



Verse again




Chorus

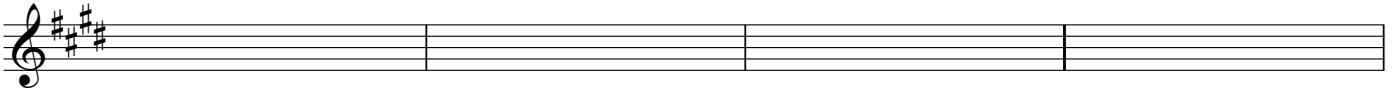


Chorus


Add one note as a bridge here:




Verse




Verse



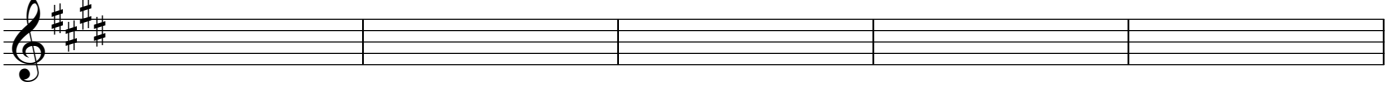
Break (Verse played by an instrument)



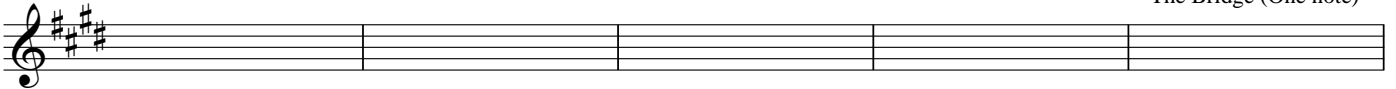
Same again



Chorus

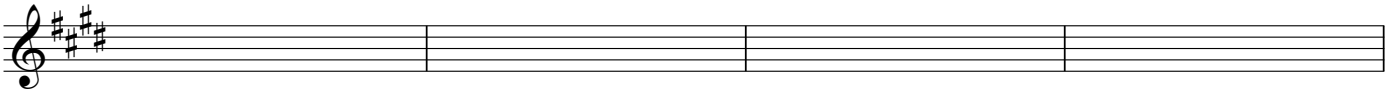


Chorus




The Bridge (One note)

Verse



Verse



Coda: The Verse played by an instrument



Rit...... (Yeah!)